

Market Summary

Listed Companies (No.)	2,890
- Main Board	1,495
- ChiNext Market	1,395
Funds (No.)	942
Bonds (No.)	18,625
Market Cap. (US\$ bn)	6,251.34
- Main Board	3,724.92
- ChiNext Market	2,526.42
Average Turnover Ratio	3.38
Average P/E Ratio	29.92
No. of IPO (YTD)	5

Most Active Stocks

1. Zhongji Innolight Co., Ltd. (300308)
2. Sungrow Power Supply Co., Ltd. (300274)
3. Eoptolink Technology Inc. (300502)

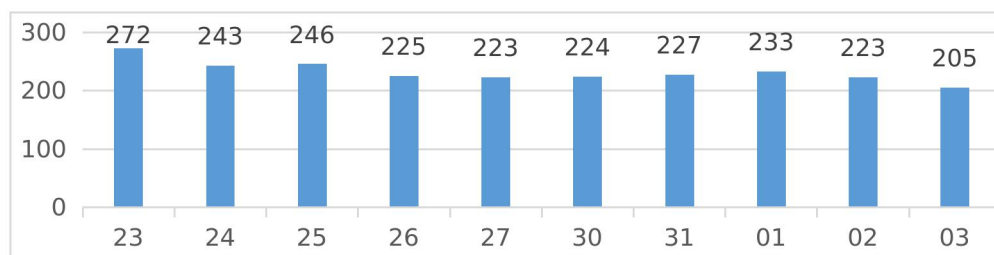
Top Gainers

1. Luoyang Shenglong Mining Group Co., Ltd. (001257)
2. Rastar Environmental Protection Materials Co., Ltd. (300834)
3. Zhejiang Hongchang Electrical Technology Co., Ltd. (301008)

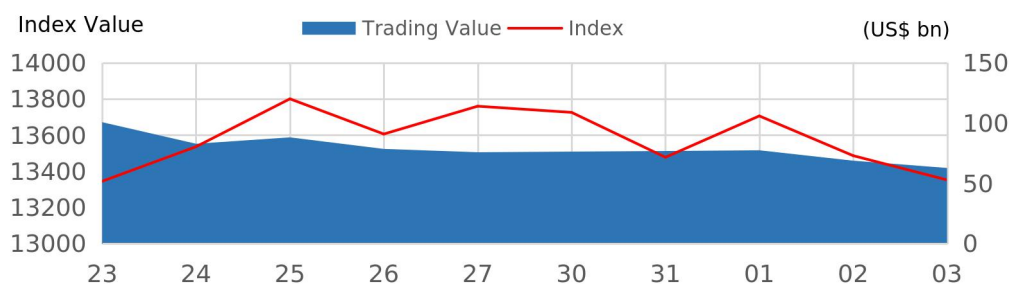
Top Decliners

1. Cubic Digital Technology Co., Ltd. (300344)
2. Jinneng Holding Shanxi Electric Power Co., Ltd. (000767)
3. Xiwang Foodstuffs Co., Ltd. (000639)

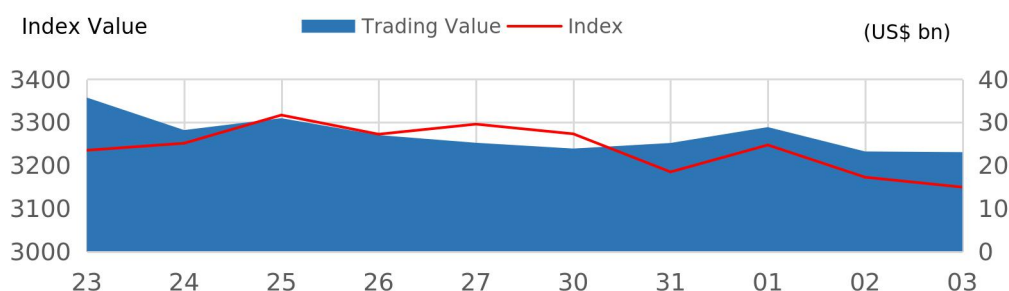
Daily Trading Value (US\$ bn) (March 23-April 03)



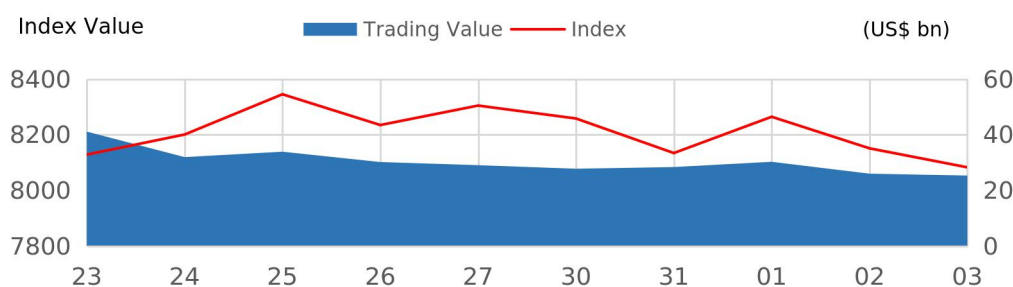
SZSE Component Index (March 23-April 03)



ChiNext Index (March 23-April 03)



SZSE 100 Index (March 23-April 03)



New Listings

Shenglong (001257)

Luoyang Shenglong Mining Group Co., Ltd. principally engages in the production, processing and sale business of products related to the important strategic resource molybdenum.

Human New Material (301683)

Guangzhou Human New Material Science and Technology Co., Ltd. principally engages in the research, production and sale of functional resins and functional coating materials.